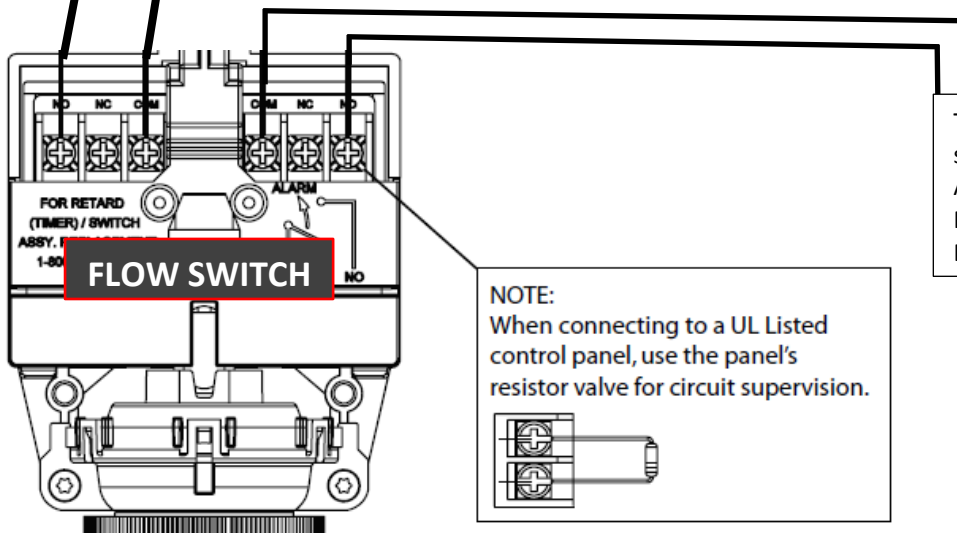
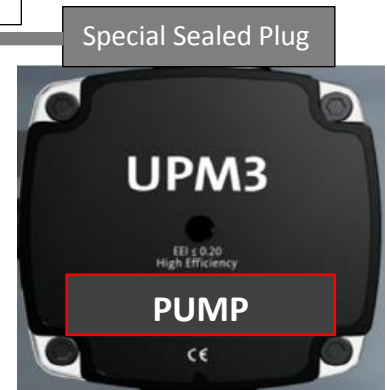



These two connections can optionally be used to connect (up to 50) ZONE GUARDIAN Test Modules together to provide multi-test functionality. This will turn on all pumps so that flow switch signals can be observed at the Alarm Panel



These connections should be made to the Alarm Panel (Building Management System, BMS) – see note at left

NOTE:
 When connecting to a UL Listed control panel, use the panel's resistor valve for circuit supervision.




LPCB Cert Ref: 1423a/01

